







World Class Clampseal® and Camseal® Automated Vent & Drain Valves

- Automate Precise Closure
- Eliminate Excessive Steam Dumping
- Reduce Treated Water Replacement
- Monitor and Control Remotely
- Extend Product Life
- Reduce Labor Costs



Conval Actuated Vent & Drain Valves automate the process, improve efficiency, and reduce labor costs.

DESIGN FEATURES

Automates Closure

Significant savings in labor costs are realized by fully automating the operation of the valves. Automated closure also assures consistent, precise closure. Actuators will apply the proper force to close valves every time, for tight shut-off and long valve life.

Saves Steam

Any number of valves can be opened or closed at one time, to eliminate excessive steam dumping.

Reduces Treated Water Replacement

With automated vents and drains, there is less of a need to replace treated water, as less steam or water is evacuated from the system.

Evacuates Condensate

Steam trap condensate evacuation is accomplished by programming the open/close cycle on regular intervals to suit the application. Fully automated sensing and draining of condensate can be offered if required.

Signals Open/Closed Position in Control Room

Automated valves can be easily instrumented for control room indication.

Integrates with Computerized Plant Operations

The process can be fully automated and integrated with plant hardware/software.

Actuated Clampseal® Globe Valves



Automated globe valves are available in angle, Y, and T-pattern configurations. Removable yokes for actuator mounting are supplied for Conval valves with fixed ISO actuator mounting flange. Valves are repairable in-line, with no welds to remove and replace. A complete line of tools for repair are available. Seats may be cut, ground and lapped. Disc can be turned or replaced, and lapped to the seat. Valves can be programmed to close, partially open, then close for seat cleansing, assuring tight shut-off. Thermal growth is accommodated by the air actuator and by an optional spring pack with the electric actuator.



Actuated Camseal® Ball Valves



Top entry ball valves feature in-line replaceable cartridge. Cartridge with new seat and ball is fully factory-tested to assure tight shut-off. Valve has indicator window and marked stem, to assure proper in-line ball alignment in open and closed positions. Integral ISO mounting flange supplied as standard.

Globe and ball valves are available with air or electric actuation. Conval also offers air actuators with direct mount for solenoids.

ISO 9001 certified since September 11, 1992

PED certified since 2003

Conval INC.

World Headquarters: 265 Field Road P.O. Box 1049, Somers, CT 06071-1049 USA

Phone (860) 749-0761 Fax (860) 763-3557

e-mail: sales@Conval.com www.Conval.com

Conval's policy is one of continuous development and improvement. Every effort is made to produce up-to-date literature but this catalog should not be regarded as an infallible guide to current specifications and does not form part of any contract. Conval reserves the right to make product improvements and changes without prior notice.